



District Report Card: 2017


State: Bihar	District: Jehanabad
Class: 5	Subject: Language
Schools: 61	Students: 1166


Participation/Coverage


Students

<div>GENDER</div> <div></div>	Boys		Girls	
	Number	%	Number	%
	524	44.94	642	55.06

<div>AREA</div> <div></div>	Rural		Urban	
	Number	%	Number	%
	1103	94.60	63	5.40

<div>CATEGORY</div> <div></div>	SC		ST		OBC		GEN	
	Number	%	Number	%	Number	%	Number	%
	257	22.04	2	0.17	855	73.33	52	4.46

<div>CWSN</div> <div></div>	LD	VI	HI	S&LD	ID	Oth
	3	0	0	2	0	2

<div>Management</div> <div></div>	Government		Government-aided	
	Number	%	Number	%
	1166	100.00	0	0.00

Average Performance of Students in Language (%)

Overall	Gender		Area		Management		Social Group			
	Male	Female	Rural	Urban	Govt.	Aided	SC	ST	OBC	GEN
50.06	49.22	50.75	49.98	51.53	50.06	0.00	46.74	63.33	50.81	53.59

Performance on Learning Outcomes (LOs)

Learning Outcomes	Description	Average Performance(%)
L504	Reads and comprehends independently storybooks, news items/ headlines, advertisements etc.	47.67
L508	Reads text with comprehension, locates details and sequence of events	51.26

Range of Performance of Students who Answered Correctly							
Below 30%		30% - 50%		50% - 75%		Above 75%	
Number	%	Number	%	Number	%	Number	%
218	18.70	373	31.99	425	36.45	150	12.86

Lowest Performing Learning Outcomes (LOs)

- 1 - Reads and comprehends independently storybooks, news items/ headlines, advertisements etc. (47.67)
- 2 - Reads text with comprehension, locates details and sequence of events (51.26)